

ALL COVER PANELS ARE REMOVABLE. ACCESS TO FULL FRONT OR TOP OF MACHINE REQUIRED FOR ROUTINE MAINTENANCE.

MODEL NUMBER



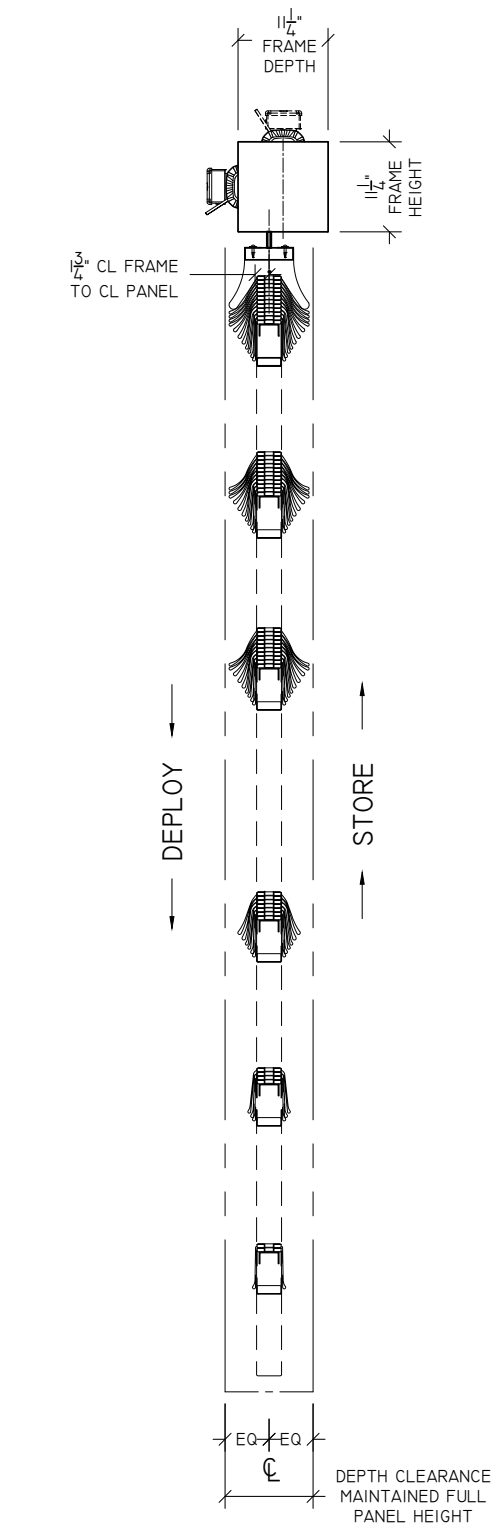
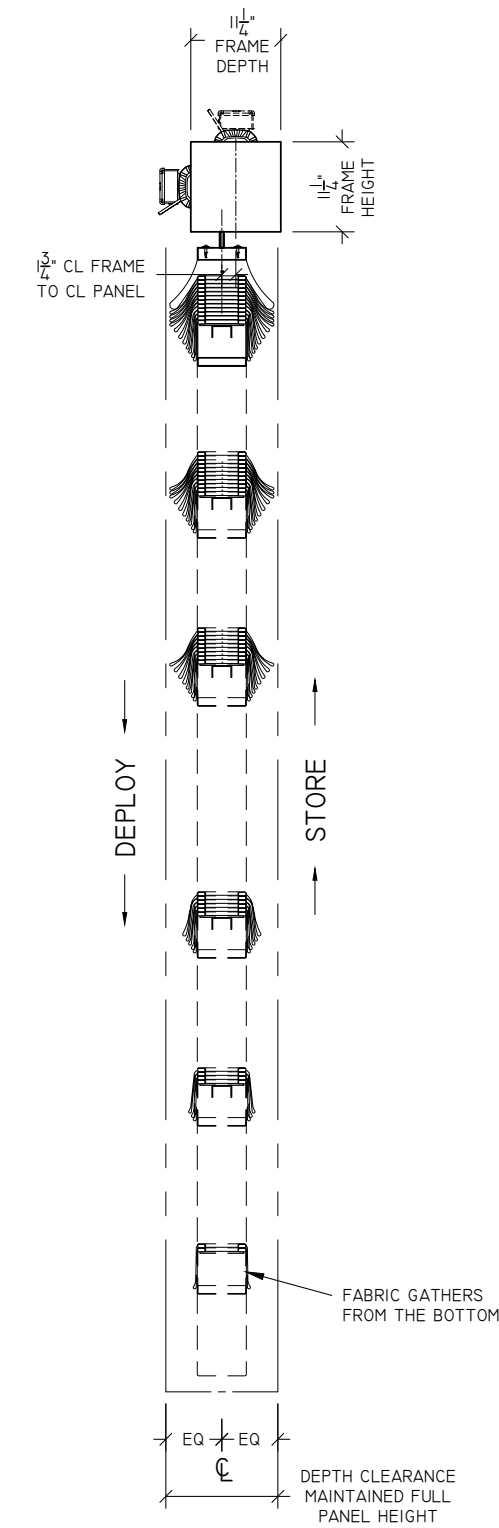

ACOUSTAC® Banner Assembly Weight and Motor Info

FABRIC PANEL SIZE	5' WIDE X 10'-25' TALL	10' WIDE X 10'-25' TALL	15' WIDE X 10'-15' TALL	15' WIDE X 20'-25' TALL	20' WIDE X 10'-25' TALL
WEIGHT (LBS)	206-280	290-480	398-494	486-634	514-824
MOTOR SIZING	3φ 208VAC 1/3HP 1.2AMP	3φ 208VAC 1/3HP 1.2AMP	3φ 208VAC 1/3HP 1.2AMP	3φ 208VAC 1/2HP 2AMP	3φ 208VAC 1/2HP 2AMP

FABRIC CLEARANCE - DEPTH

MODEL	CLEARANCE
3W11	0'-11"
3W15	1'-1"
6W11	1'-2"
6W15	1'-4"

\*\*TYPICAL OF ACOUSTAC BANNERS UP TO NOMINAL 20' WIDE BY 40' TALL\*\*



- ### ACOUSTAC COORDINATION AND OPERATION NOTES
- BANNER MACHINES MUST BE INSTALLED IN A MANNER AND LOCATION THAT PERMITS REASONABLE ROUTINE ACCESS FOR MAINTENANCE, ADJUSTMENT OF LIMIT SETTINGS, REPAIR, CLEANING, AND WARRANTY WORK. PROVISION OF SUCH ACCESS AND ACCESS EQUIPMENT IS THE SOLE RESPONSIBILITY OF OTHERS.
  - EACH MACHINE FRAME AND FABRIC ASSEMBLY MUST BE INSTALLED LEVEL WITHIN 1/8" ACROSS THE WIDTH AND DEPTH OF THE FRAME.
  - RIGID ATTACHMENT TO STRUCTURE IS REQUIRED FOR PROPER OPERATION TO PREVENT DAMAGE AND MAINTAIN SERVICE LIFE.
  - THE RELATIVE HUMIDITY OF THE ROOM SHOULD BE MAINTAINED BETWEEN 30-60%, WITH 40-45% BEING OPTIMAL, PER OSHA GUIDELINES. ONCE THE BANNERS ARE ACCLIMATED AND COMMISSIONED TO AN ENVIRONMENT, ROUTINE RE-SETTING OF LIMITS MAY BE REQUIRED IF THE RELATIVE HUMIDITY IS NOT MAINTAINED AT A CONSTANT +/-10%.
  - BANNER MACHINES MUST BE KEPT HORIZONTAL AND CAN NOT BE TIPPED, ROLLED OR TILTED DURING SHIPPING AND INSTALLATION.
  - HOISTING POINTS MUST BE WITHIN 1' OF LIFTING BAND OR MOUNTING LOCATIONS. MACHINES OVER 18' IN LENGTH MUST BE HOISTED BY THREE OR MORE LIFTING POINTS.
  - FIELD VERIFICATION OF ALL DIMENSIONS PRIOR TO FABRICATION IS REQUIRED.
  - TO CLEAN FABRIC OF MINOR DUST AND DEBRIS USE A NEW HORSE HAIR BRISTLE DUST BRUSH AND VACUUM IF NECESSARY. NEVER USE WATER OR ANY LIQUIDS ON FABRIC.
  - DUE TO THE NATURE OF A NATURAL WOOL FABRIC, THERE MAY BE SOME RIBBLING, SURFACE VARIATIONS, AND DIMENSIONAL SHRINKAGE OR STRETCH. THESE DO NOT AFFECT THE ACOUSTIC PERFORMANCE OF THE BANNER, AND THEY ARE NOT CONSIDERED DEFECTS.

1 ACOUSTAC ELEVATION NOT TO SCALE

2 6" STAC DEPTH NOT TO SCALE

3 3" STAC DEPTH NOT TO SCALE

8053 POTRANCO ROAD SAN ANTONIO, TEXAS 78251 210-684-0091 210-684-4557 FAX	THIS DOCUMENT IS THE PROPERTY OF TEXAS SCENIC COMPANY, INC. TITLE TO THIS DOCUMENT REVERTS TO TEXAS SCENIC COMPANY, INC. IF IT IS REPRODUCED OR TRANSMITTED IN ANY FORM OR BY ANY MEANS, WITHOUT THE WRITTEN PERMISSION OF TEXAS SCENIC COMPANY, INC. THE DESIGNER'S SIGNATURE IS NOT TO BE REPRODUCED OR TRANSMITTED IN ANY FORM OR BY ANY MEANS, WITHOUT THE WRITTEN PERMISSION OF TEXAS SCENIC COMPANY, INC.
<b>TEXAS SCENIC COMPANY</b>	ARCHITECT: JWC CONSULTANT: JWC CONTRACTOR: JWC DRAWN BY: JWC CHECK BY: JWC DATE: 12/8/2023
<b>ACOUSTAC</b>	PROJECT: ACOUSTAC BANNER MODEL OPTIONS & CLEARANCES SAN ANTONIO, TX
REV: A	SCALE: AS NOTED
DRAWING NUMBER: VA-1.11	