

WOOL COLOR CARD




BLACK




SLATE



SAGE




SMOKE




MERLOT




BERRY



GULL




HEMP




NAVY




LAPIS



CORNFLOWER




WASABI




ASH



CEDAR



LATTE



WHEAT

acouTune[®] WOOL

- Custom colors available at no extra charge
- Minimum yardage requirements may apply
- Project fabric may be produced in more than one dye lot. Slight variations between dye lots may occur; however, each lot is verified to match the control sample within tolerance.

GENERAL SPECIFICATIONS

Content: 100% Wool
Weight: 29oz/linear yard
550g/m²
Width: 62"

FLAME RESISTANCE CERTIFICATIONS

NFPA-701, Method 1
CA Title 19, Section 1237, Small Flame Test
CAN/ULC - S109-14, Small Flame Test
CAN/ULC - S109-14, Large Flame Test
CA Fire Marshal Reg #27801

**accumulation of airborne particles may diminish flame resistance*